



Miniroos U5-U9 Pitch Information

U5 & U6
Training 9:15am
Kick-Off 9:45am

U8
Warm-Up 10:00am
Kick-Off 10:15am

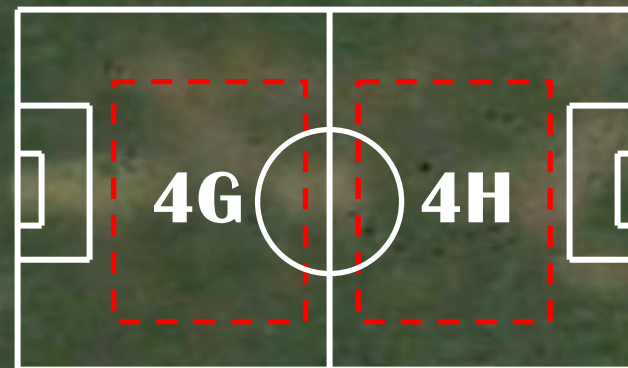
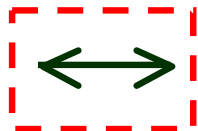
U7
Training 10:30am
Kick-Off 11:00am

U9
Warm-Up 9:00am
Kick-Off 9:15am

U5 – U7

Pitch Size 30m x 20m

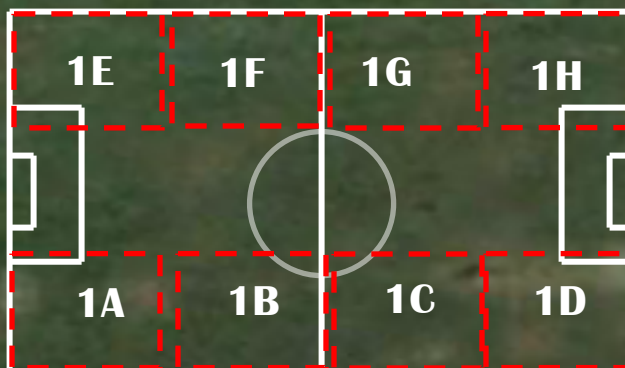
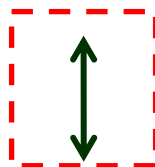
Use soft cones to mark pitch corners and sidelines. Set up pop-up goals at each end of the pitch.



U8 & U9

Pitch Size 40m x 30m

Use flags to mark pitch corners and halfway, and soft cones to mark penalty areas. Do not use witches hats. Set up portable goals with small nets.



- U5: 1B, 1C, 1D
- U6: 1A, 1B, 1C, 1D, 1E, 1F, 1G, 1H
- U7: 1A, 1B, 1C, 1D, 1G, 1H
- U8: 2G, 2H, 3H, 4G, 4H
- U9: 2G, 3H, 4G, 4H

Hyland Pl.

Pavilion

Gear A (left) and B (right)